

Essential Cervical Cancer Information



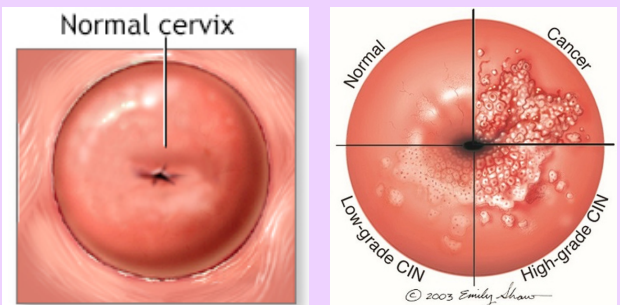
Latinx/a women in the United States have more cases and die more frequently from cervical cancer than white women.

What is Cervical Cancer?

The cervix is the entrance to the uterus. The cervix resembles a donut, and is normally smooth and pink. Cervical cancer is when there are cancer cells on the cervix that normally begin to appear as white spots.



<https://www.healthline.com/health-news/uterus-transplants-raise-hopes-and-ethical-concerns>



<https://www.mountsinai.org/health-library/diseases-conditions/nabothian-cyst>

Cervical cancer has several stages of pre-cancer. The more advanced the cancer at the time of starting treatment, the higher the probability of death.

- When the cancer is found while it is only located in the area of the cervix, the probability of survival is 96%
- When the cancer is regional (spread to other pelvic areas), the probability of survival is 56%
- Metastasis: When the cancer is distant (spread to other parts of the body outside the pelvic area), the probability of survival is 17%

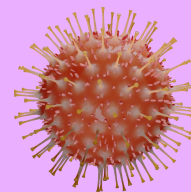

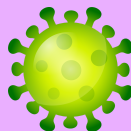
What does this mean?

EARLY DETECTION IS ESSENTIAL!!

Causes of Cervical Cancer

The cause of 99% of cervical cancer cases is a previous infection with HPV (human papillomavirus)

- HPV is a sexually transmitted infection
- HPV is very common; more than 40 million people in the United States are living with an HPV infection and 80% of people will have an HPV infection at least once in their lifetime.
- There are many myths about HPV and its transmission. Visit www.latinascontracancer.org/health-education to learn more about HPV.

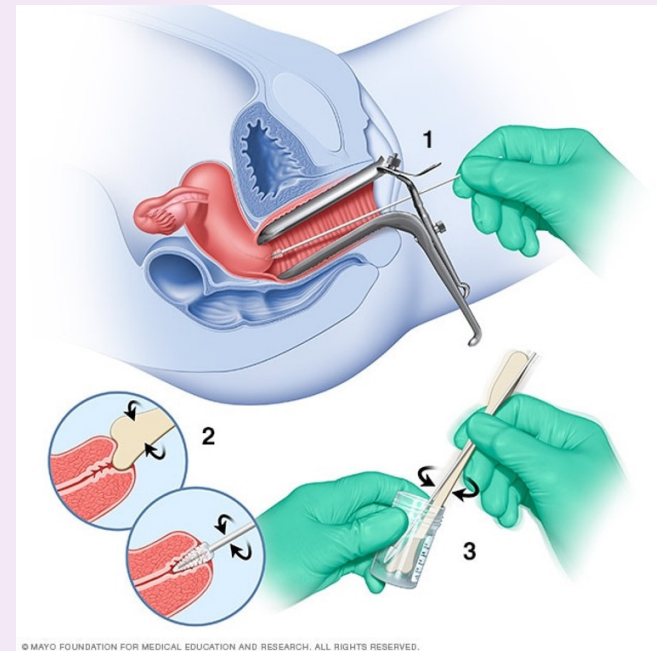


Prevention and Detection

The best way to prevent cervical cancer is to prevent an HPV infection. The best way to prevent HPV is with the HPV vaccine. The vaccine can be administered between 9 and 26 years old. For more information on the vaccine, visit our www.latinascontracancer.org/health-education. If you need help making an appointment for the vaccine, contact our office.



The best way to detect abnormal cells in the cervix in the pre-cancer or cancerous stages is with the Pap Smear test. The test takes a sample of cells from the cervix for analysis.



© MAYO FOUNDATION FOR MEDICAL EDUCATION AND RESEARCH. ALL RIGHTS RESERVED.

Between the ages of 21 and 65, women should have a Pap smear every **3 years** even if they are vaccinated against HPV. It is also recommended that women get tested for HPV every 5 years.

